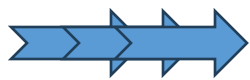
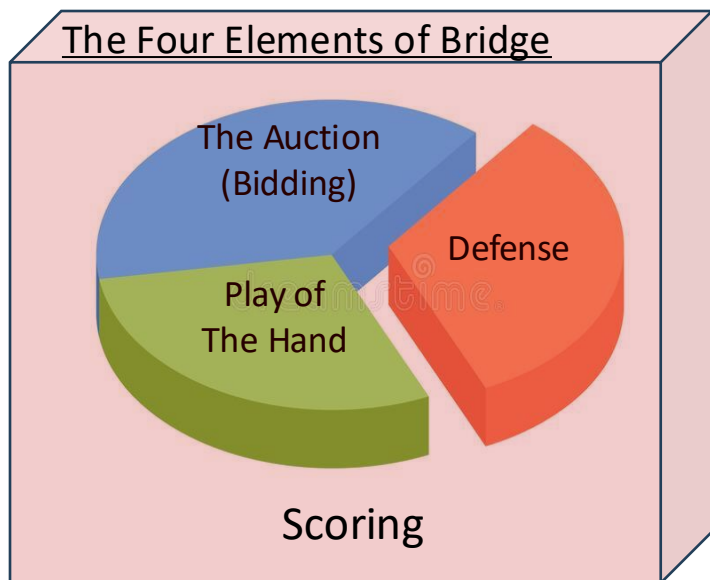


Beginning Bridge II Course Syllabus

March 3 – April 14, 2025

9:00am – 12:00 pm



The Four Elements of Bridge

**** Revisited ****

The Mechanics of Bridge

- Tools & Materials
- Convention Cards
- Partnership Agreements
- Score Cards... and more

- Auction Objectives
- Opening a Major
- Opening a Minor
- Opening 1 No Trump
- Stayman, Transfers
- How High to Go (The bidding ladder)
- Part score, Game, Slam
- The Law of total Tricks
- How to get There (The Stoplight Chart)
- Tell your story and then PASS!
- Responding with support
- Responding with no support
- The Law of Total Tricks
- Losing Trick Count (LTC)
- Help Suit Game Try
- Reverses
- Inverted Minors
- Different types of bids
- Forcing - Non-forcing
- Invitational. - Drop dead bids
- XYZ & Checkback vs. FSF & NMF
- Strong openings
- 2 Clubs (Convention)
- 2 No Trump
- 2/1 Bidding Style
- Opening in 2nd, 3rd or 4th seat.
- Negative double (X)
- Cue bids
- Michael's Cue bid
- Sniffing for slam

The Four Elements of Bridge

**** Revisited ****

The Mechanics of Bridge

- Tools & Materials
- Convention Cards
- Partnership Agreements
- Score Cards... and more

- Your Defensive Plan
- Interfering in auctions
- Preemptive bids
- 2, 3 & 4 levels
- Responding to Preempts
- Takeout Doubles (X)
- Negative Doubles
- Overcalls
- Saves/Sacrifices
- Opening Leads
- Signals
- Attitude
- Suit Preference
- Count
- Discards
- Exit Cards
- Overcalls of 1NT & more

- Declarer's Plan
- In suit contracts
- In No Trump
- The Finesse

- Vul vs Non-Vul
- Trick Values
- Part Score vs. More
- Match Points vs. IMPS
- Avoid Bottoms, Find Tops

Instructor: J. Dietz johndietz@gmail.com

Rev 2.14.25

Course Objectives: Over the next 7 weeks we will put more **'Meat on The Bones'** to our Four Elements of Bridge! You will receive **HELP** = Handouts, Exercises, Lecture, and Play of the hands to practice those skills that you are learning.

In addition, we will have more fun, encourage students to meet others and find new friends, and generate more interest in learning the game of bridge! - John Dietz

02.12.25

Instructor: J. Dietz johndietz@gmail.com

1

Week 1 (Mar 3) - Review of Key Concepts Covered in Beginning Bridge I Course



- **Course Objectives** - Introductions, logistics, what to expect!
- Warm up Quiz, how to bid and play this hand 2.1.1
- The Materials and Tools of bridge
- The Four Elements of Bridge
 - - Auction Objectives, where & how high
 - - Play of Hand Objectives, Don't be satisfied just making your contract
 - - Be a Tough Defender, communicate your defensive plan & holdings with pard
 - - Understand Scoring & Vulnerability to bid strategically
- Hand Evaluation and reevaluation... and more reevaluation
- The Key Roles in bridge
- The importance of partnerships in bridge
- Bidding Styles - Opening 5-Card Majors and 2 Over 1

HELP = Handouts, Exercises, Lecture, and Play of the hands to practice those skills that you are learning.

- **What went well** _____
- **What didn't go well** _____
- **What was missing** _____

Week 2 (Mar 10) - Five Basic Conventions & Bids Every Newer Player Must Master



- Review of previous week. Questions?
- Warm up Quiz, How to bid this Hand 2.2.1. Split class into 2 groups
- Stayman, and Puppet Stayman
- Jacoby Transfers, Texas Transfers, 4 Suit Transfers
- Cue Bids, many varieties
- Take Out Doubles, and the BIG takeout double, and Pards responses
- Negative Doubles,

HELP = Handouts, Exercises, Lecture, and Play of the hands to practice those skills that you are learning.

- What went well _____
- What didn't go well _____
- What was missing _____

Week 3 (Mar 17) - More on Scoring, The Convention Card, and Play of the Hand



- Review of previous week. Questions?
- Warm up hand 2.3.1
- Why Bother with Convention Cards?
 - - Remember, Bridge is First & Foremost a Partnership - Trick Taking Game
 - - Partnership Agreements
- How Scoring Works in Bridge
 - - The BridgeMates vs. Hand Score Sheets, Personal Score Sheets
 - - Match Points vs. IMP scoring
 - - Why Vulnerability matters
- Planning and Playing out Suit Contracts
- Planning and Playing No Trump Contracts

HELP = Handouts, Exercises, Lecture, and Play of the hands to practice those skills that you are learning.

- **What went well** _____
- **What didn't go well** _____
- **What was missing** _____

Week 4 (Mar 24) - More on Doubles... No Trouble with Doubles

- Review of previous week. Questions?
- Warm up hand 2.4.1 (H).
- Support Doubles and Responsive Doubles
- Reopening Doubles
- Penalty Doubles
- Lead Directing Doubles.....and more

Don't worry!
You will learn which
doubles to learn first, and
second.....

And then when you
master those
....3, 4, 5 etc.




HELP = Handouts, Exercises, Lecture, and Play of the hands to practice those skills that you are learning.

- **What went well** _____
- **What didn't go well** _____
- **What was missing** _____

Week 5 (Mar 31) - Making and Following your Defensive Plan

- Review of previous week. Questions?
- Warm up hand 2.5.1 (H).
- Preempts & Responding to preempts
- When & how opponents should bid over preempts using ESP
- Signaling - attitude, count, suit preference
- Leads - opening and subsequent (exit cards)
- Interfering, many ways to get in the game!
- When and how to overcall a 1 NT bid

Playing good Defense
requires having great
Communication and
Trust with your
partner!



HELP = Handouts, Exercises, Lecture, and Play of the hands to practice those skills that you are learning.

- What went well _____
- What didn't go well _____
- What was missing _____

Week 6 (Apr 7) - Inviting Game, and Sniffing for Slam



- Review of previous week. Questions?
- Warm up hand 2.6.1 (H).
- Losing Trick Count (LTC).
- Help Suit Game Try
- The Concepts of Slow Arrival and Fast Arrival
- Control bids
- Slam Tries - Used to Keep You out of a Bad Slam Try!
 - - 1430 for Majors
 - - Slam Tries in the Minors are different
- No Trump Bidding - Points and a Source of Tricks are King
 - - Gerber
 - - Quantitative Bids

HELP = Handouts, Exercises, Lecture, and Play of the hands to practice those skills that you are learning.

- **What went well** _____
- **What didn't go well** _____
- **What was missing** _____

Week 7 (Apr 14) - More on bidding, and /or a Newcomer Game!



- Review of previous week. Questions?
- Warm up hand 2.7.1 (H).
- Reverses, So you say you don't play Reverses? Not true.....
- Using XYZ & Check Back instead of New Minor Forcing or Forth Suit Forcing
- Bid Types - Forcing, Non-forcing, Invitational and Drop Dead bids
- Inverted minors, - Invitational raises, Constructive raises and Mixed raises,
- Let's Play a Game!

HELP = Handouts, Exercises, Lecture, and Play of the hands to practice those skills that you are learning.

- What went well _____
- What didn't go well _____
- What was missing _____

What's Next?



- Every Tuesday morning - 9:00 AM to noon **30 minute lesson & game!**
- Every Wednesday morning - 8:45 AM to noon **30 minute lesson & game!**
- Early May - One Day, 4-hour lesson on **2 Over 1 Bidding Style**. Lunch included
- June - One Day, 2-hour lesson on **Swiss Teams Scoring & Strategy**

Thank You for participating in our Beginning Bridge Course!.....

Any suggestions that you can provide to improve our program is appreciated.

-
-
-
-
-

What went well _____

What didn't go well _____

What was missing _____

HELP = Handouts, Exercises, Lecture, and Play of the hands to practice those skills that you are learning.

Notes

-
-
-
-
-
-
-
-
-
-
-
-
-
-
-

***HELP** = Handouts, Exercises, Lecture, and Play of the hands to practice those skills that you are learning.*