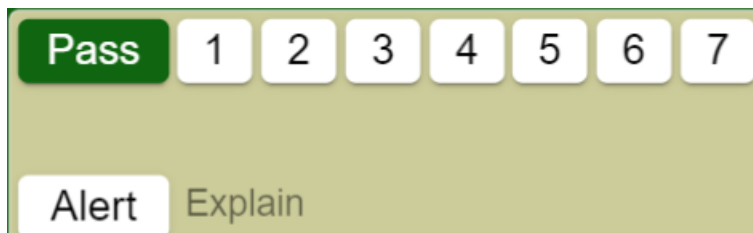


Making an announcement or an alert

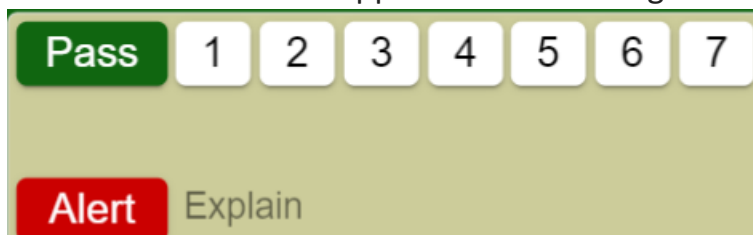
First, we will do an announcement then an alert. At BBO we self-alert and self-announce.

Announcement

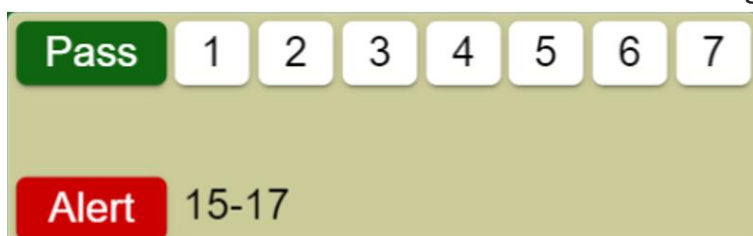
You are preparing to bid 1NT which must be announced, the bidding box is open, resembling the following:



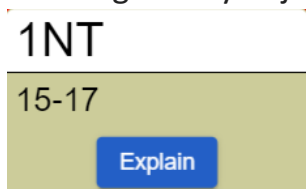
- Where the word **Alert** appears in the bidding window, click the word and it turns red



- Enter the text 15-17 HCP in the small area to the right of the word Alert



- Enter your bid of 1NT and as you click NT, the bid is recorded, and a little window appears showing what you just did

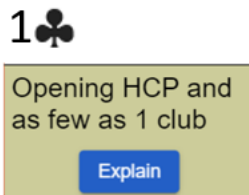


Note that the announcement window only shows for your opponents and your partner never sees your alert or announcements. Let's use another common announcement. You are the opener and play short club. You proceed as follows:

1. Click the word **Alert** in the bidding box window
2. Enter the text *Could be short as 1* beside the red **Alert** word; notice how the announcement not only says *Could be short* because:
 - a. Text alone implies *as 2*
 - b. You have added *as 1* since it differs from what the announcement is most of the time

3. Enter your 1♣ bid and as you finish, the announcement is made to your opponents

The announcement window has an explain button in it. If an opponent wants further explanation, that player clicks the **Explain** button and you will be asked for more information. After you enter that information, the window would resemble:



Alert

Not much difference, but the frequency of alerts on BBO is much higher than announcements. Let's track an auction involving N/S with no interference from E/W:

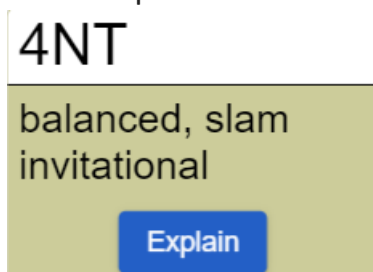
<u>North</u>	<u>South</u>
1♥	2NT Alert <u>4+ hearts and opening points</u>
3♣ Alert <u>Singleton or void in clubs</u>	4NT
5♥	Pass

Notice how there is nothing mentioned for the 4NT and 5♥ bid, because they require no alert or announcement.

Asking for an explanation

Suppose in the previous example, before West bid, she wanted to know what the 4NT bid meant. She would proceed as follows:

- Click the 4NT bid made by South
- A window appears where South us expected to explain
- South explains the bid and a window like the following appears:



The important part here is as follows:

- Though tempted, when a player wants an explanation of an opponent's bid, it is mandatory to follow the steps in this section.
- When asked to provide an explanation, the player who is asked must explain in the window that pops up

Violation of these points (i.e., asking for or delivering an explanation) by using table chat provides your partner with unauthorized information.

Summary

Alerting or announcing	<ol style="list-style-type: none">1. Click Alert text in bidding box2. Enter text to explain alert in plain English***3. Make your bid
Ask for an explanation	<ol style="list-style-type: none">1. Click on the bid made by the player for which you would like more info
Deliver explanation	<ol style="list-style-type: none">1. Enter text into the Explain window that appears

*** *Plain English* means:

- Not just providing the name of the convention
- Explaining the points and distribution meaning of the bid, in other words
 - Jacoby 2NT ← **not an explanation**
 - Like hearts ← **is not an explanation when responding to Jacoby 2NT**
 - 4+ hearts ← **is not an explanation when responding to Jacoby 2NT**
 - Opening HCP ← **is not an explanation when responding to Jacoby 2NT**
 - 4+ hearts and opening HCP ← **beautiful**

Hoping the above material is helpful ... questions – choose one of the following:

- Email me (abbey.fenderpbs@gmail.com)
- Chat me online as *vacb185736*
- Call me 343-262-4063
- Ask for a demo on BBO; that would take 10 minutes of our time